

Fund facts

as at March 31, 2021

Asset class: Asset allocation

Fund code: S608

Asset category: Advanced


Fund inception date: October 2004

Segregated fund size: \$1.2 billion

Total fund operating expenses

2020	2019	2018
0.048%	0.046%	0.047%

Volatility meter



Investment manager

[Canada Life](#)

Investment management style

Portfolio Solutions Group builds and monitors asset allocation funds. Their objective is to maximize returns while minimizing risks. To achieve this they combine top-down modelling and bottom-up manager selection. Their top-down analysis provides insight into aggregate portfolio style drift, risk exposure and mandate gaps. Their bottom-up focus is on selecting managers who consistently add value by following a well-defined investment process.

Notes

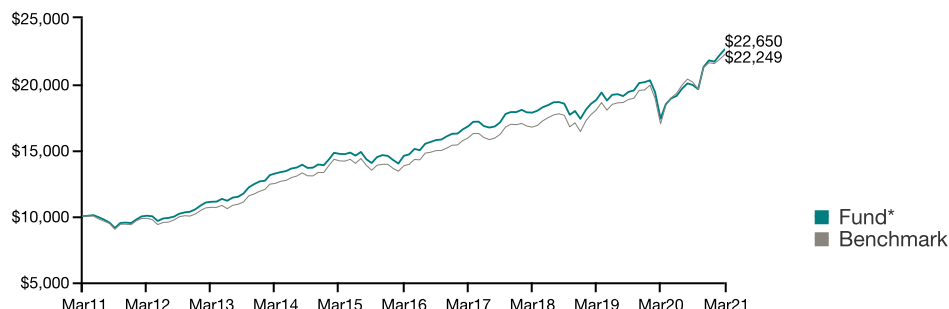
Mackenzie Financial Corporation and Great-West Lifeco Inc. announced that on January 2, 2021, they have closed the previously announced sale of GLC Asset Management Group Ltd. from Lifeco to Mackenzie. Portfolio Solutions Group funds are not part of the GLC sale and will remain with The Canada Life Assurance Company. Effective January 1, 2021 a real estate component was added to the PSG Target Risk funds benchmarks. The benchmark provider – MSCI/REALPAC Canada Quarterly Property Fund Index (Unfrozen) – has indicated that this is an “unfrozen benchmark” where rate of returns may be updated historically from time to time.

Fund objective

To provide some income while focusing on long-term capital appreciation. This Fund invests in other Canada Life funds. It's appropriate for investors who seek long-term capital appreciation with some income. Its target mix is 80% equity and 20% fixed income investments.

Historical performance as at March 31, 2021

This graph shows how a \$10,000 investment in this fund would have changed in value compared with the benchmark: 13.6% FTSE Canada Universe Bond Index, 2.4% Bloomberg Barclays Global Aggregate TR Index (CAD Hedged), 22.5% S&P/TSX Composite Index, 52.5% MSCI All Country World Index GR CAD¹, 9.0% REALpac/IPD Canada Quarterly Property Fund Index



Compound returns as at March 31, 2021

	3 mth	1 year	2 year**	3 year**	4 year**	5 year**	10 year**
Fund*	3.86%	30.28%	9.71%	8.26%	7.74%	9.21%	8.52%
Benchmark	2.87%	30.84%	11.00%	9.92%	8.70%	9.99%	8.33%


** Stated on an annualized basis

Calendar year returns

	YTD	2020	2019	2018	2017	2016
Fund*	3.86%	8.18%	15.98%	-2.86%	10.13%	11.48%
Benchmark	2.87%	10.53%	19.23%	-3.11%	10.13%	10.37%

* Any performance shown prior to the fund's inception date is that of the underlying fund and is considered representative of this fund's performance.

Composition



Top funds as at March 31, 2021

Canadian All Cap Growth (Mackenzie)	7.3%
Global Equity (Invesco)	7.2%
Global Equity (Sprucegrove)	7.1%
Core Plus Bond (Mackenzie)	6.6%
American Equity (Beutel Goodman)	5.5%
American Growth (AGF)	5.5%
Real Estate (GWLRA)	5.5%
Canadian Equity (Leith Wheeler)	5.3%
Canadian Equity (SRA)	4.9%
Pure Canadian Equity (Beutel Goodman)	4.9%
Global Infrastr Equity (Mackenzie)	4.5%
U.S. Equity (Jarislowsky Fraser)	4.5%
Emerging Markets (Putnam)	3.8%
International Equity (Setanta)	3.8%
International Opportunity (JPMorgan)	3.8%
Bond (PH&N)	3.5%
Mortgage (Canada Life)	3.1%
International Equity (Putnam)	3.0%
Global Growth Equity (T Rowe Price)	2.3%
Global Bond (Brandywine)	2.2%
Total	94.3%

Fund reports are produced by Transmission Media. Canada Life and design are trademarks of The Canada Life Assurance Company. The investment funds described in this report are Canada Life segregated funds. The fund operating expenses shown do not include applicable taxes. The indicated fund performance reflects changes in unit value and reinvestment of all distributions and is after deduction of all fund operating expenses and applicable taxes, but before deduction of investment management fees and applicable taxes. The historical performance shown is that of the Canada Life segregated fund or the underlying third-party fund. Past performance doesn't indicate future performance. For more information on the fund, call us at 1-800-724-3402.

Continued

¹ The blended returns are calculated by The Canada Life Assurance Company using end of day index level values licensed from MSCI (“MSCI Data”). For the avoidance of doubt, MSCI is not the benchmark “administrator” for, or a “contributor”, “submitter” or “supervised contributor” to, the blended returns, and the MSCI Data is not considered a “contribution” or “submission” in relation to the blended returns, as those terms may be defined in any rules, laws, regulations, legislation or international standards. MSCI Data is provided “AS IS” without warranty or liability and no copying or distribution is permitted. MSCI does not make any representation regarding the advisability of any investment or strategy and does not sponsor, promote, issue, sell or otherwise recommend or endorse any investment or strategy, including any financial products or strategies based on, tracking or otherwise utilizing any MSCI Data, models, analytics or other materials or information.